


Name: _____





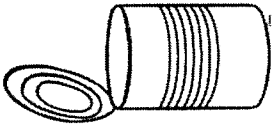




Change It Up

(short i)



Directions: Look at the words below, look at the picture beside it and write the new rhyming word.




















1st Word	Change It!	Write It!
rig		_____ _____ _____
kid		_____ _____ _____
mix		_____ _____ _____
fit		_____ _____ _____
pin		_____ _____ _____
tip		_____ _____ _____
hit		_____ _____ _____

Name: _____

CVC Sleds - I



Directions: Trace the CVC words and draw the picture in the box.












Name: _____

I Can Read My Words II


Directions: Look at the pictures below. Say the word aloud and circle the correct word.



 fix fox	 bib bub	 cap cup
 tub tab	 log leg	 pen hen
 net nut	 ban bin	 hit hut

Name: _____


Winter Sports Sort



Directions: Cut and paste the pictures at the bottom of the page into the correct column.


Winter Sport	Summer Sport




© 2016 - The Teaching Couple www.theteachingcouple.com



Name: _____


Big and Small





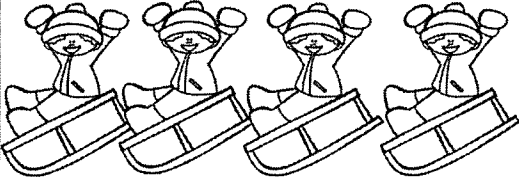





		
Color the big snowflake.	Color the <i>small</i> hat.	Color the big cat.
		
Color the big tree.	Color the big snowman.	Color the <i>small</i> bird.
		
Color the <i>small</i> girl.	Color the <i>small</i> snowball.	Color the big boy.
		
Color the big mitten.	Color the big bear.	Color the <i>small</i> snowflake.

Name: _____

Count and Write



Directions: Count the pictures in each box. Circle the correct numeral and trace the number word.





 <p>three</p> <p>1 2 3</p>	 <p>one</p> <p>1 9 4</p>
 <p>four</p> <p>8 4 2</p>	 <p>seven</p> <p>3 7 5</p>
 <p>two</p> <p>4 6 2</p>	 <p>five</p> <p>5 1 9</p>
 <p>six</p> <p>6 2 7</p>	 <p>eight</p> <p>1 5 8</p>

Name: _____

Graph Out Loud!




Directions: Look at the pictures below. Cut and paste the correct pictures into the graph provided. Answer the question at the bottom.

© 2016 - The Teaching Couple www.theteachingcouple.com

Which winter object has the most?


_____ has the most.



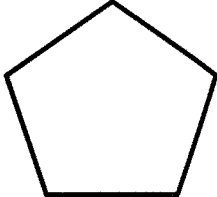
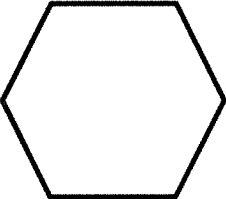

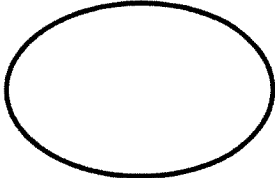

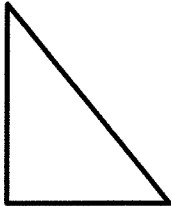
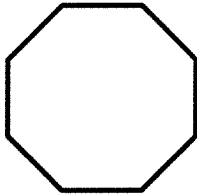


Name: _____

Sides and Corners

Directions: Look at the shapes below. Count how many sides and how many corners each shape has.



<p>_____ sides</p>  <p>corners _____</p>	<p>_____ sides</p>  <p>corners _____</p>	<p>_____ sides</p>  <p>corners _____</p>
<p>_____ sides</p>  <p>corners _____</p>	<p>_____ sides</p>  <p>corners _____</p>	<p>_____ sides</p>  <p>corners _____</p>
<p>_____ sides</p>  <p>corners _____</p>	<p>_____ sides</p>  <p>corners _____</p>	<p>_____ sides</p>  <p>corners _____</p>