

# Parts of a Story

Week 1: Thursday

Writing

**Directions:** Read a story. Illustrate the beginning, middle, and end of the story below.


Beginning

Middle

End

Name \_\_\_\_\_

Popcorn Words Word Search



ayuwenbvfindatk  
 likethyourthiscomei  
 wwillmpsaidbnwantis  
 forpouytrraelookas  
 shenbcxdogrunwent


Word Bank

we like you this is will said for look  
 find went come want she do run at

Name \_\_\_\_\_

## Sentence Doctor


Put the mixed up sentence in order and draw  
a picture to go with it.



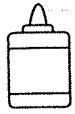
find	dog?	you
help	Can	my

Name \_\_\_\_\_


# Mugs for Mice



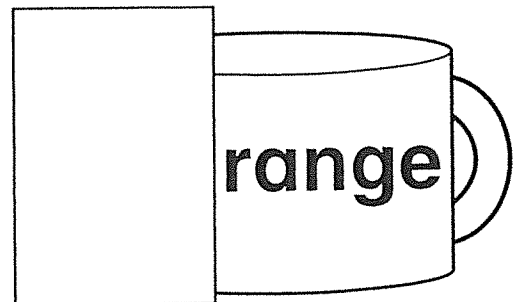
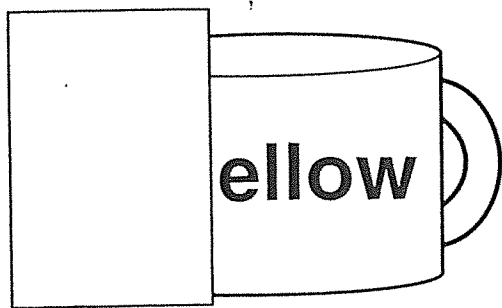
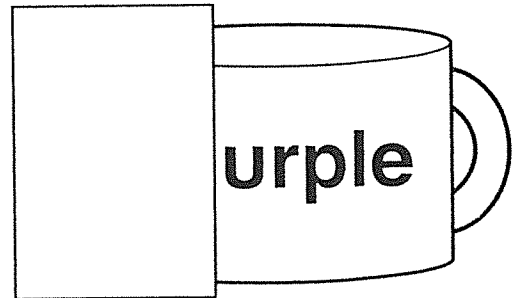
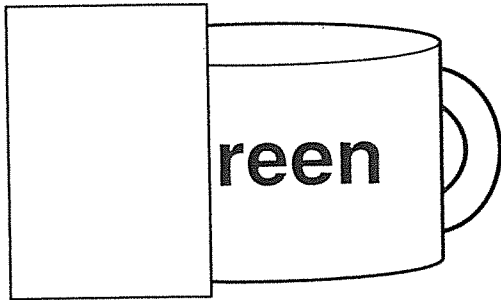
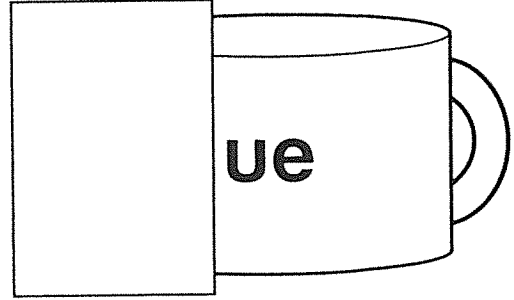
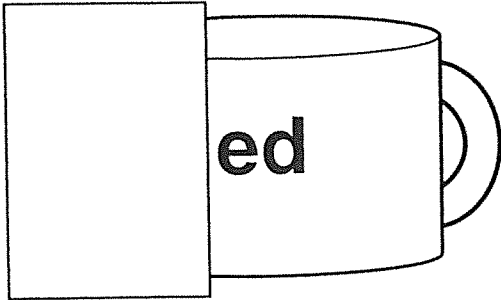
Cut.



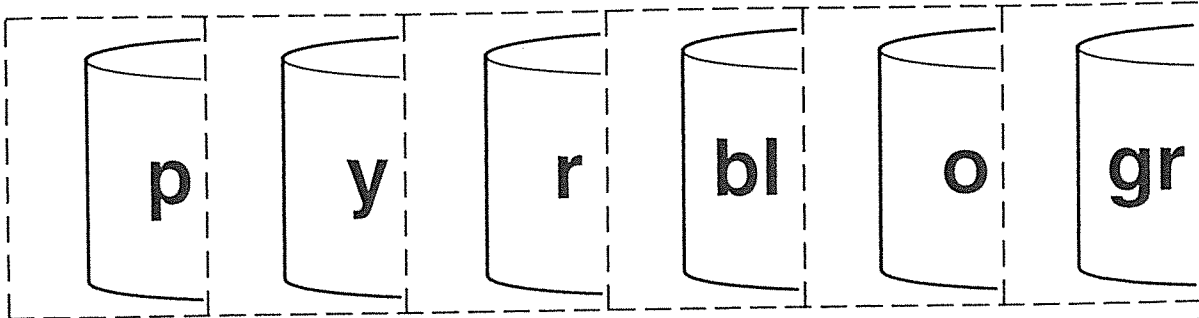
Glue to make a color word.




Color.



©The Education Center, Inc. • Teacher's Helper® • TEC8686 • Dec/Jan 2001-2




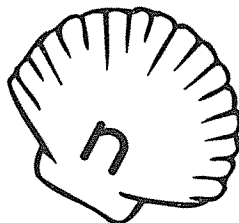




















# Shell Pairs


Week 4: Monday

Writing

**Directions:** Match the uppercase and lowercase letters by coloring the shells the same color. Use a different color for each pair of shells.



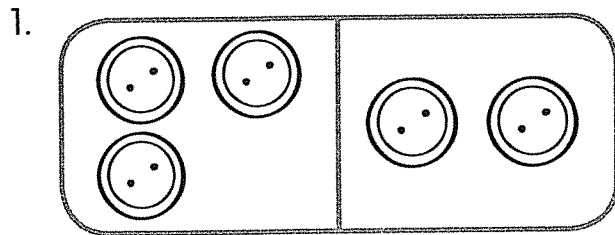
# Adding Buttons



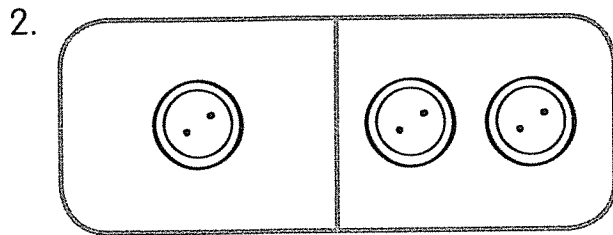
Week 4: Monday

Math

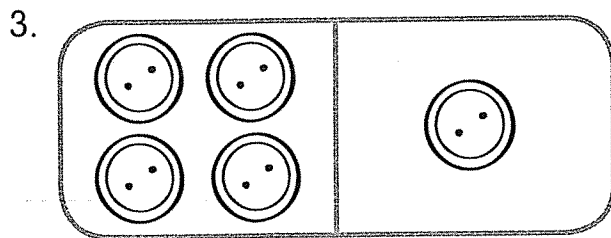
**Directions:** Look at the pictures. Add the buttons together to tell how many there are in all. Write the number in the box.



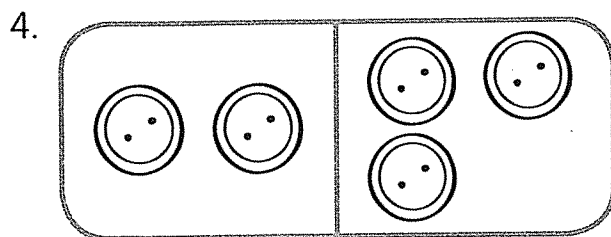
$$3 + 2 = \square$$



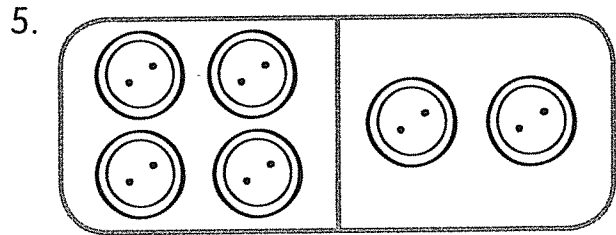
$$1 + 2 = \square$$



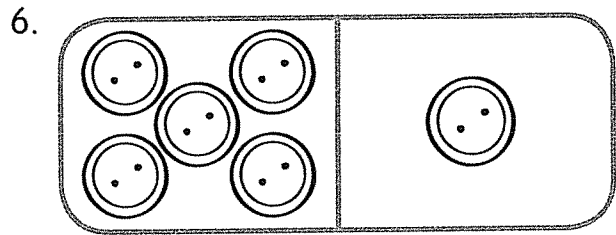
$$4 + 1 = \square$$



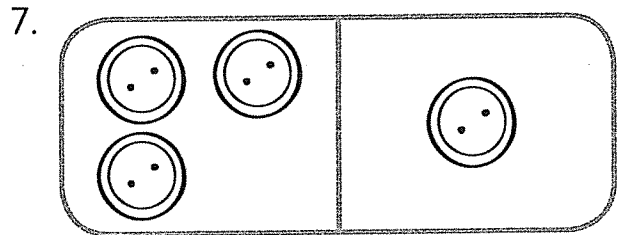
$$2 + 3 = \square$$



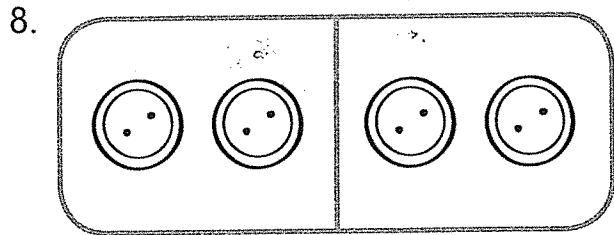
$$4 + 2 = \square$$



$$5 + 1 = \square$$



$$3 + 1 = \square$$



$$2 + 2 = \square$$