

Parts of a Story

Week 1: Thursday

Writing

Directions: Read a story. Illustrate the beginning, middle, and end of the story below.


Beginning

Middle

End

Name _____

Popcorn Words Word Search



whereaghereand

itjkarenotwhykamr

bestwentnbvcforlike

playcabcomemopuyl

thisbiwabigsflookasg

Word Bank

here it are why am went play for look


be like come this where and big

Name _____

Sentence Doctor



Put the mixed up sentence in order and draw
a picture to go with it.



It	time	for
school.	is	

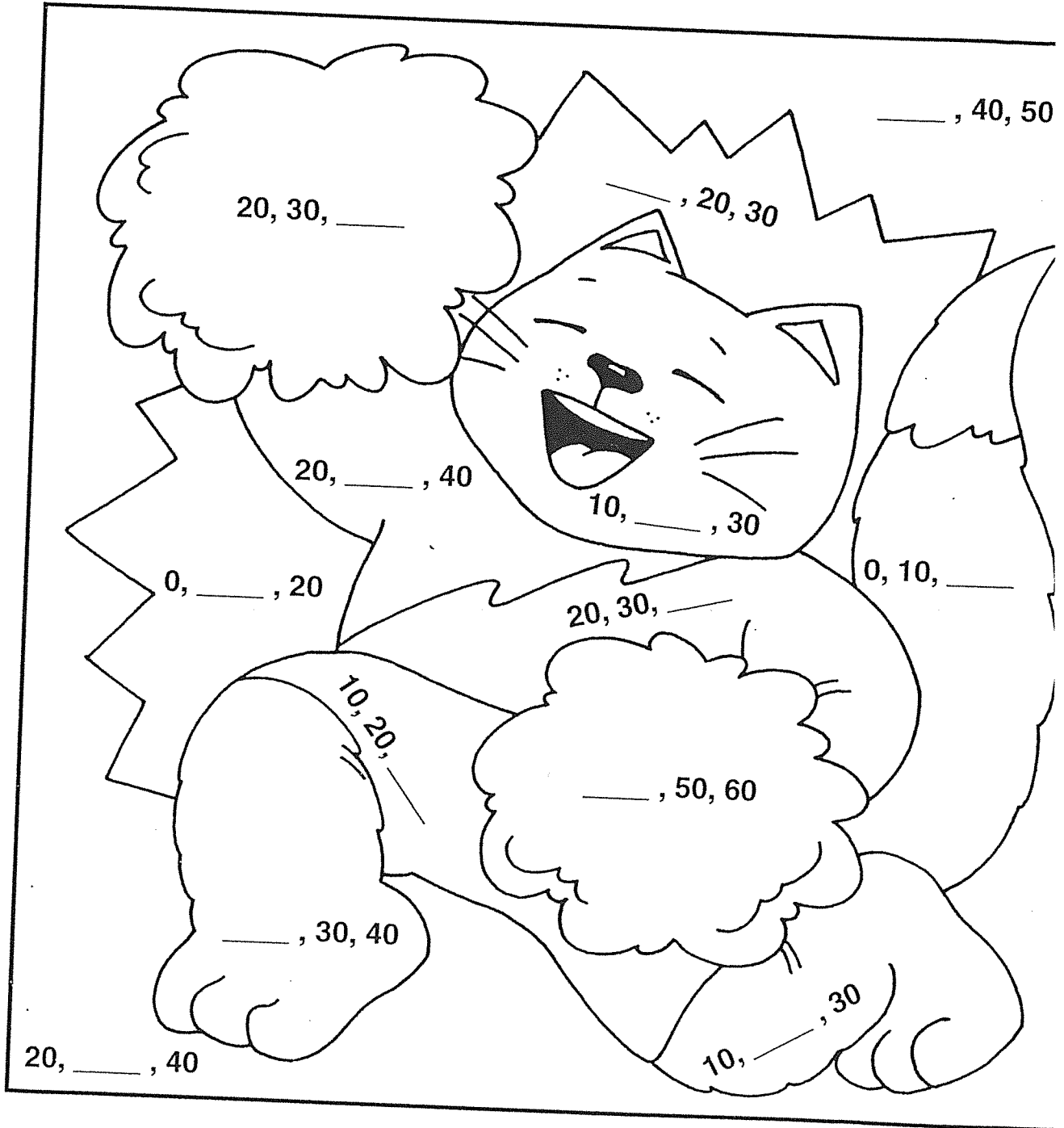
Puzzle 37



Give a Cheer!

Complete each number pattern. Color the puzzle.

10 = red 20 = brown 30 = green 40 = orange



Lesson Practice 121


Saxon Math K (for use with Lesson 121)

Name _____

- A. Tanya has 2 yellow balloons and 1 red balloon.

Draw the balloons.


How many balloons does Tanya have altogether?



- B. Jamal has 3 blue squares and 2 green squares.

Draw the squares.


How many squares does Jamal have altogether?



- C. Sherri has 2 red balls, 2 blue balls, and 1 yellow ball.

Draw the balls.

How many balls does Sherri have altogether?



Count the money.

